

Community Health Needs Assessment For Edgerton Hospital & Health Services

2020*

Approved by the Board of Trustees, December 9, 2019



*This is a one year plan, which will be followed up with a three year plan in 2021-2023.

Table of Contents

Community Message	3
Purpose	4
Methodology	5-18
Primary Research	5-6
Demographics	7-11
Individual Health	12-14
Community Health.....	15-17
Secondary Research	18
Who We Serve	19
Population	19
Race and Ethnicity.....	19
Median Income	19
Median Age	19
Behavioral Risk Factors	20-25
Health Behaviors	20-21
Clinical Care.....	22-23
Social and Economic Factors.....	24-25
Physical Environment	25
Next Steps	26

Community Message

Edgerton Hospital has an ongoing commitment to providing exceptional healthcare to our communities. We have also been committed to identifying community needs through the Community Health Needs Assessment (CHNA).

Through a continued collaboration with the Health Equity Alliance of Rock County (HEAR), Edgerton Hospital has been able to analyze data, including that from county health rankings, information from key health officials, as well as from the community itself. The goal is to identify the following:



- **Who** in the community is most vulnerable in terms of health status or access to care?
- **What** are the unique health status and/or access needs for these populations?
- **Where** do these people live in the community?
- **Why** are these problems present?

Based on the information available and our ability to make a difference, Edgerton Hospital will continue to focus on:

1. Health Behaviors

- a. Alcohol Abuse
- b. Drug Abuse

2. Morbidity

- a. Diet and Exercise Related Issues

Again, Edgerton Hospital is strongly committed to providing quality care to Rock County and the surrounding areas. To learn more about how Edgerton Hospital is doing its part to create a healthy community, visit www.edgertonhospital.com

Warm regards,

A handwritten signature in black ink that reads "Jim Schultz". The signature is written in a cursive, slightly slanted style.

Jim Schultz

Purpose

This CHNA was conducted by Edgerton Hospital, along with a local steering committee, to identify community health needs and to inform development of an implementation strategy to address identified priority needs. The hospital's assessment of community health needs also responds to regulatory requirements.

This CHNA is for one year, which will be followed up with a three year plan in 2021. The goal of our internal committee is to be on the same timeline as our Rock County partners, and that being said, future CHNA's may be completed sooner than the three year minimum.

Federal regulations require that tax-exempt hospital facilities conduct a CHNA every three years and develop an implementation strategy that addresses priority community health needs. Tax-exempt hospitals also are required to report information about community benefits they provide on IRS Form 990, Schedule H. As specified in the instructions to IRS Form 990, Schedule H, community benefits are programs or activities that provide treatment and/or promote health and healing as a response to identified community needs.

Community benefit activities and programs seek to achieve objectives, including:

- improving access to health services,
- enhancing public health,
- advancing increased general knowledge, and
- relief of a government burden to improve health.

To be reported, community need for the activity or program must be established. Need can be established by conducting a community health needs assessment.

The 2010 Patient Protection and Affordable Care Act (PPACA) requires each tax-exempt hospital to “conduct a [CHNA] every three years and adopt an implementation strategy to meet the community health needs identified through such assessment.”

CHNAs seek to identify priority health status and access issues for particular geographic areas and populations by focusing on the following questions:

- **Who** in the community is most vulnerable in terms of health status or access to care?
- **What** are the unique health status and/or access needs for these populations?
- **Where** do these people live in the community?
- **Why** are these problems present?

The question of **how** the hospital can best use its limited charitable resources to address priority needs will be the subject of the separate implementation strategy.

Methodology

Edgerton Hospital worked closely with a steering committee composed of a core group of agencies and community members who represent the spectrum of the health care infrastructure in Rock County. Community partners engaged in this process include representatives from the following organizations:

- Beloit Area Community Health Center
- Beloit Health System
- Building a Safer Evansville
- Community Action, Inc.
- Community Health Systems, Inc.
- Edgerton Hospital
- HealthNet of Rock County
- Healthy Edgerton
- Janesville Mobilizing 4 Change
- Mercy Health
- Rock County Department of Health
- Rock County Human Services
- Rock County Public Health
- Rock County Supervisors
- Safe Schools, Healthy Students
- School District of Beloit
- Second Harvest
- SSM Health
- UW Extension

Primary Research:

In conjunction with the most recent Rock County CHNA, the following primary research was conducted –

- Mailed Survey
 - Sample size – 1,500 Rock County residents
 - Representative, random sample
 - Response rate – 34.7%*(Data shown in charts on following pages)*

Edgerton Hospital more recently conducted additional primary research –

- Emailed Survey
 - Sent to key health officials and community leaders. Responses received included:
 - Heather Greenley, Youth Coordinator, Central Lutheran Church
 - Sara Karmen, Sara's Health and Fitness
 - Emily Pope, Social Worker, Edgerton Outreach
 - Jill Wileman, Special Education Teacher, Edgerton Middle School
 - Maureen Fox-Rusch, Teacher, Edgerton Middle School
 - Erin Springstead, Guidance Counselor, Edgerton High School
 - Jennifer Cramer, Principal, Milton East Elementary
 - Barb Gausman, Healthy Edgerton Coalition
 - Alice Redalen, Assistant Principal, Edgerton Elementary School
 - Russ Lietz, Teacher, Edgerton High School
 - David Flood, President, Edgerton Teen Center

Methodology

- Community Conversations
 - Community conversations engage members of the community to discuss issues that affect all elements of health in the community. They generate knowledge that can then be used to inform decision-making. Twelve community conversations took place throughout Rock County and over 130 people shared their views and perspectives on what impacts health in their communities.

Note: Due to COVID-19 restrictions, this data is based off the most recent Rock County CHNA, 2017-2020.

Community Conversation Questions & Details related to our service area:

- ➔ What do you see as the top three health challenges for people in your community? And why?
- ➔ What are the barriers to good health in your community?
- ➔ What do you think are some of the changes related to health and healthcare that could be made in your community?
- ➔ Additional comments or follow-up needed?

Edgerton – Community Conversations

- Access to healthcare
 - Unsure how to navigate health insurance, healthcare, etc.
- Lack of specialists in the area
- Lack of health education
- Mental health
- Childhood obesity
 - Lack of opportunities for children to get exercise
 - Budget cuts affecting nutrition in school
 - More time spent inside playing video games, screen time, etc.
- Lack of available alcohol and other drug abuse treatment

Milton – Community Conversations

- Activities for kids
- Mental health
 - Lack of services in area
 - Lack of providers accepting new patients
 - Pastors providing mental health care – questions on if they are qualified
 - Misinformation about mental health medications
 - Closest mental healthcare facility in Winnebago County
- Dental Care
 - Dentists don't accept Badger Care
- Healthcare cost/access/navigation
- Cost of medication
- Transportation
 - Having to travel to other communities for medical appointments
- Preventative healthcare
 - No accessing care because of high deductible & health problems become much bigger problems
 - People being more proactive about health
 - More health education
 - People using 911 as primary care provider
- “Healthy Lifestyle”
 - Access to affordable places for exercise year-round
 - Limited times and availability for community gyms

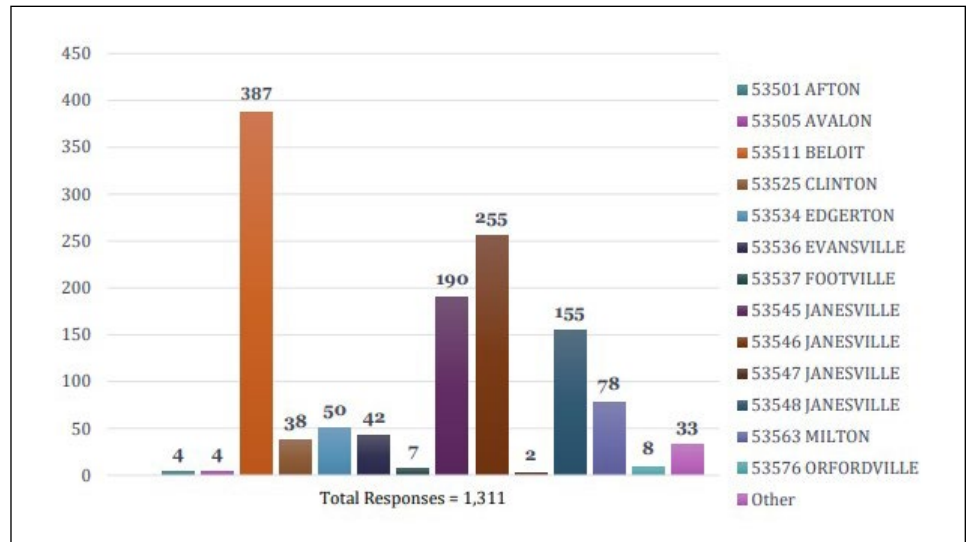
Methodology

What does the Community Say?

The HEAR group conducted a mailed survey to better understand the health concerns and needs in Rock County. They invited anyone that lives, works, learns, or plays in Rock County to take the survey. The information obtained was used in the development of an action plan to help ensure that Rock County reaches its full health potential. The individual questions and responses to that survey are summarized below.

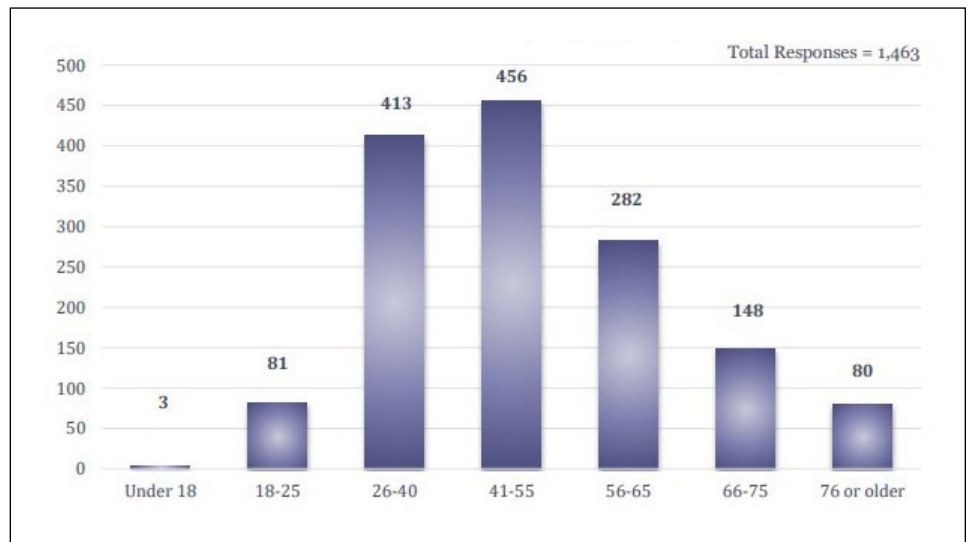
Demographics

What is your zip code?



Source: Community Survey, March 2019

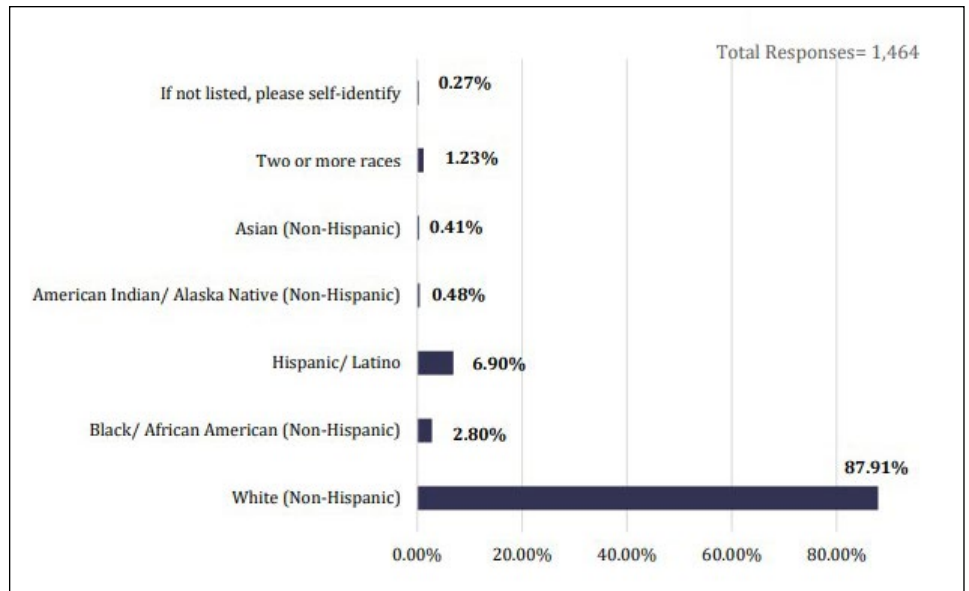
Which category below includes your age?



Source: Community Survey, March 2019

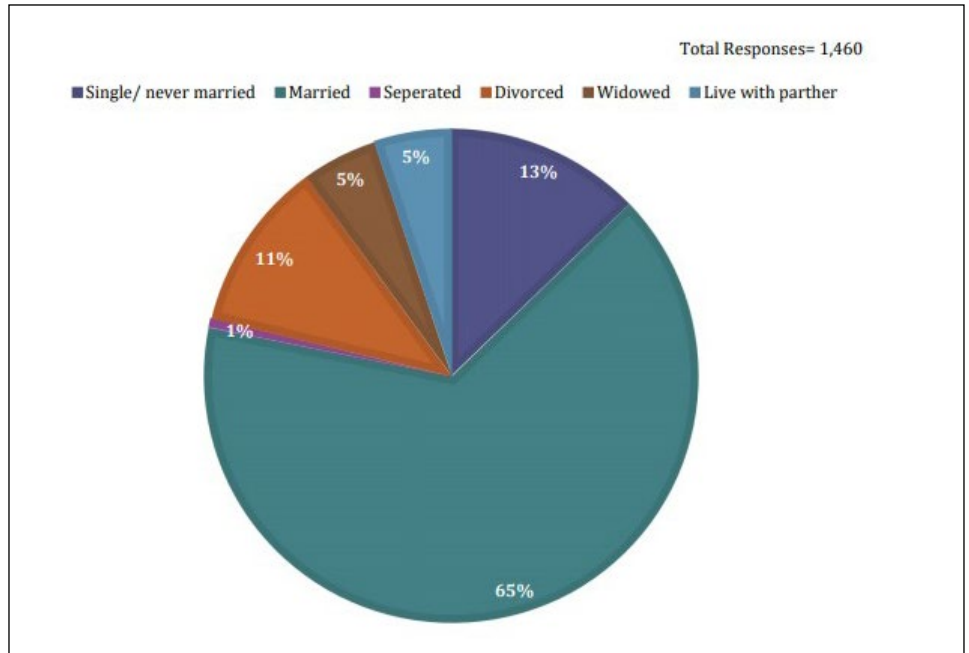
Methodology

Which race/ethnicity best describes you?



Source: Community Survey, March 2019

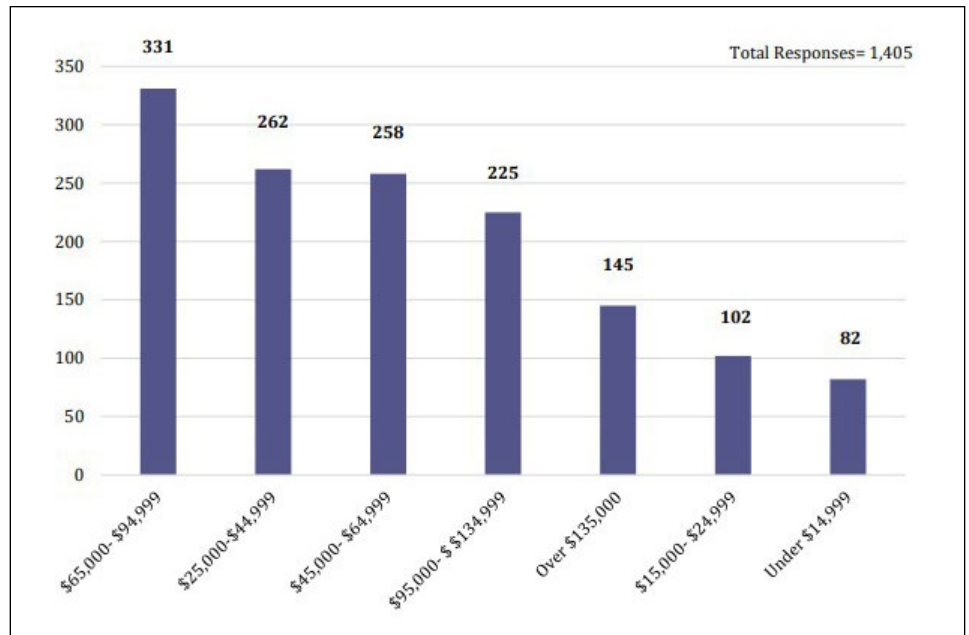
What is your current marital status?



Source: Community Survey, March 2019

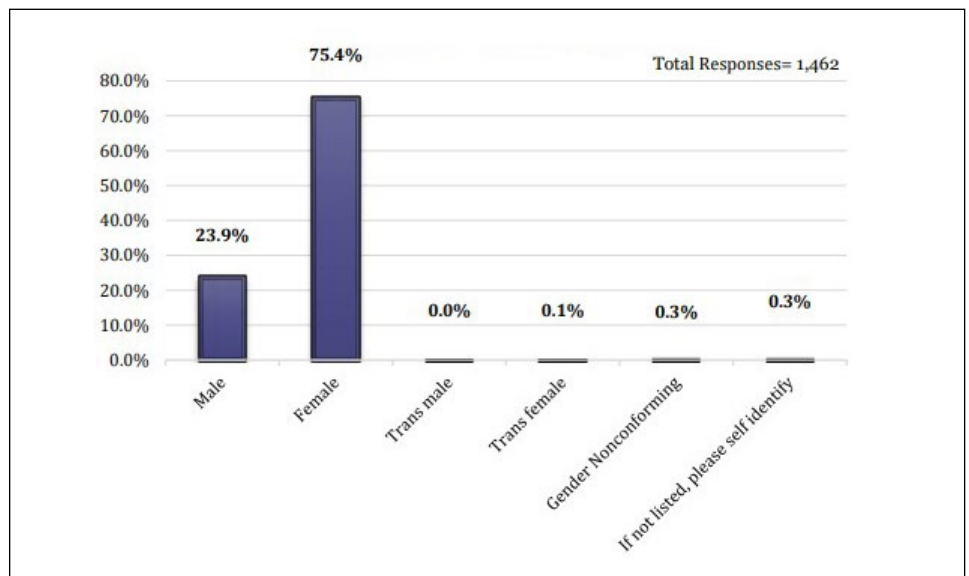
Methodology

What is your annual household income?



Source: Community Survey, March 2019

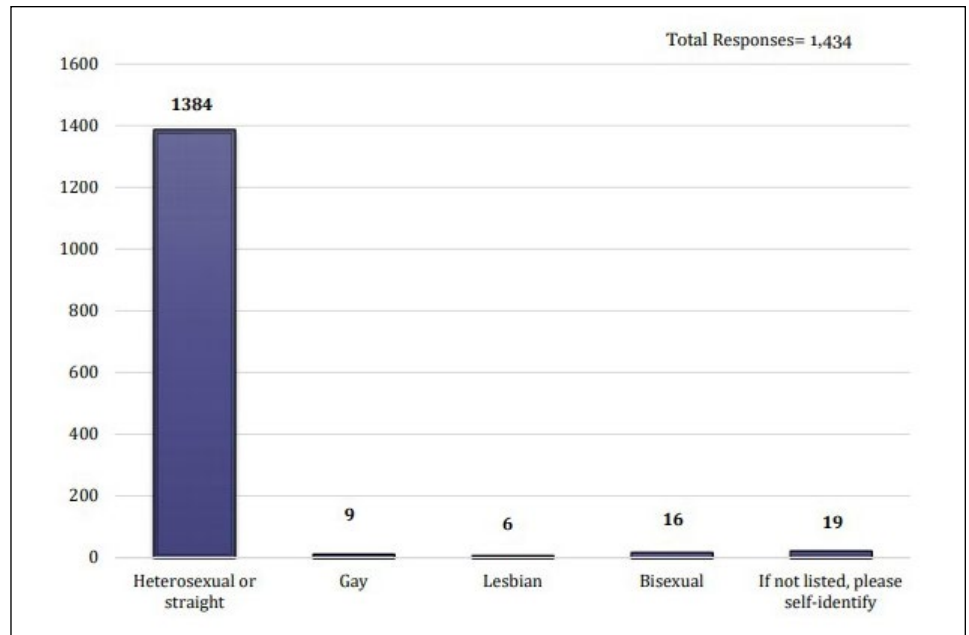
How do you describe yourself?



Source: Community Survey, March 2019

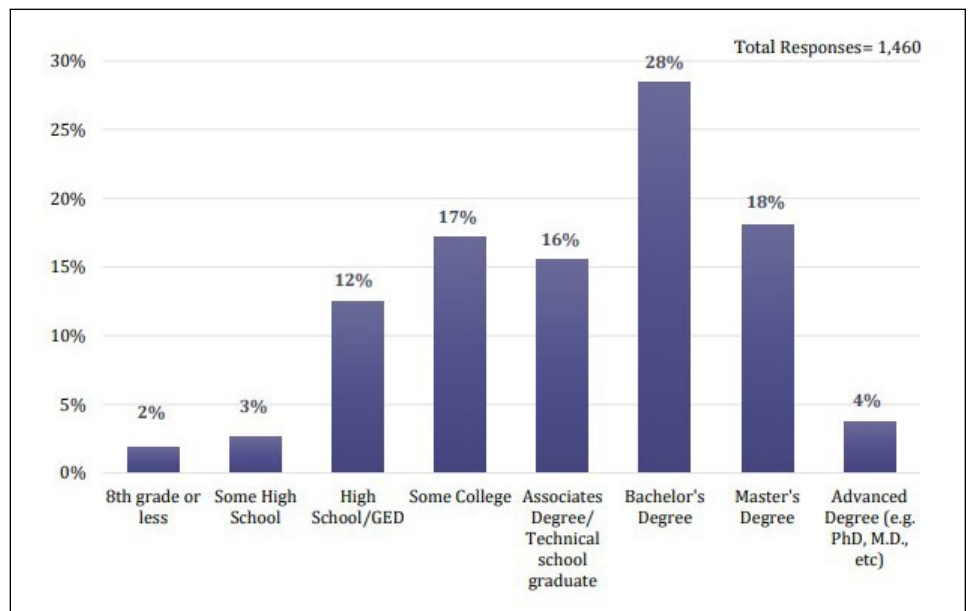
Methodology

What is your sexual orientation?



Source: Community Survey, March 2019

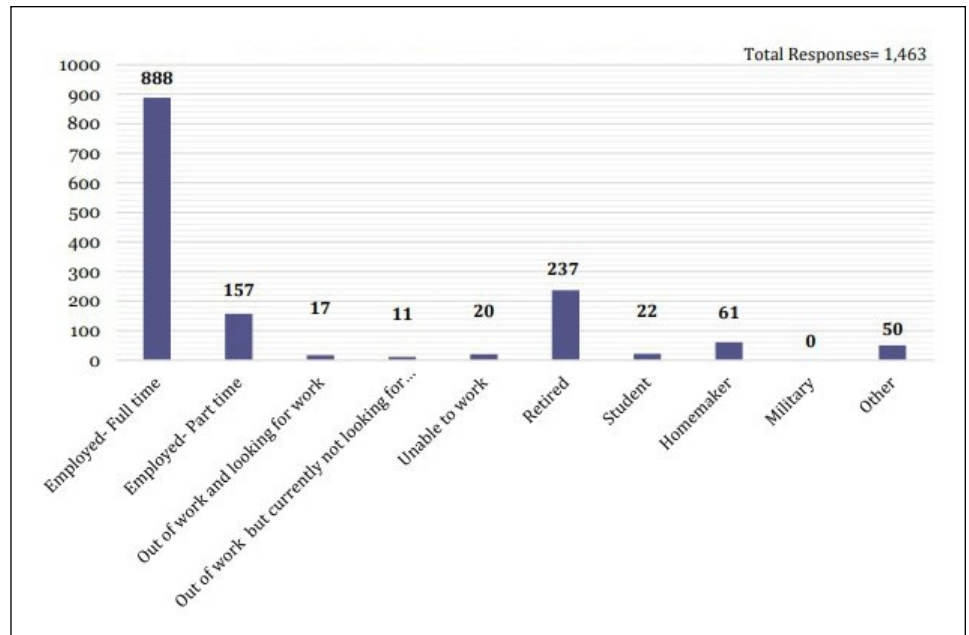
What is your highest level of education?



Source: Community Survey, March 2019

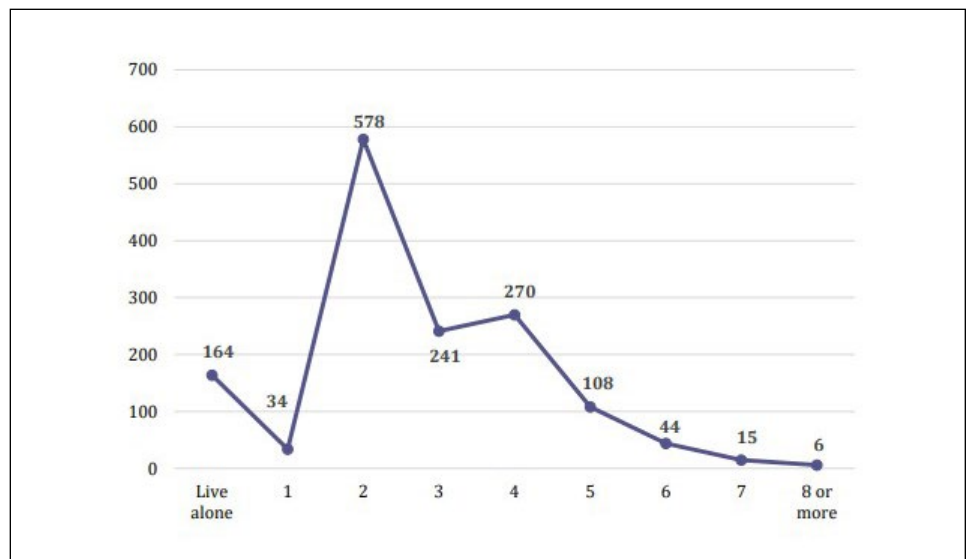
Methodology

What is your current employment status?



Source: Community Survey, March 2019

How many people live in your household?

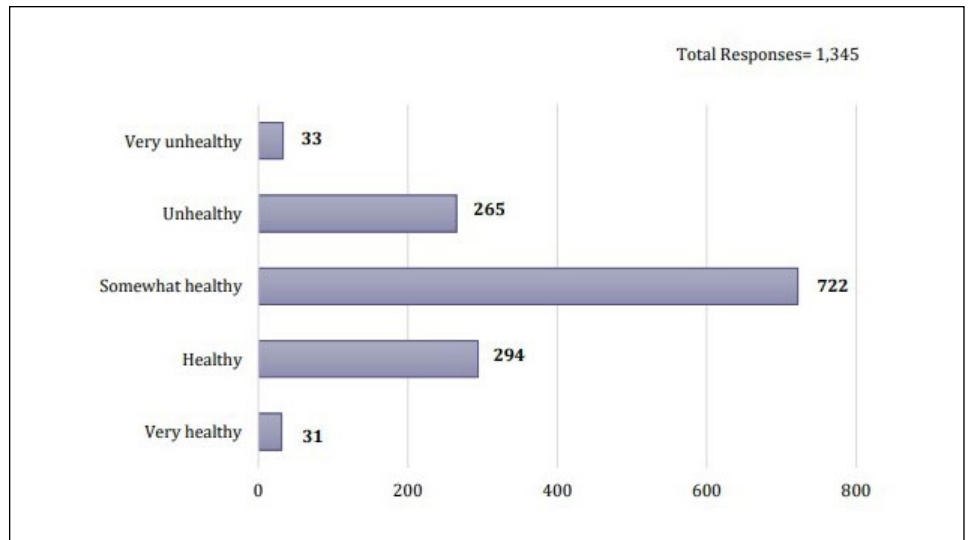


Source: Community Survey, March 2019

Methodology

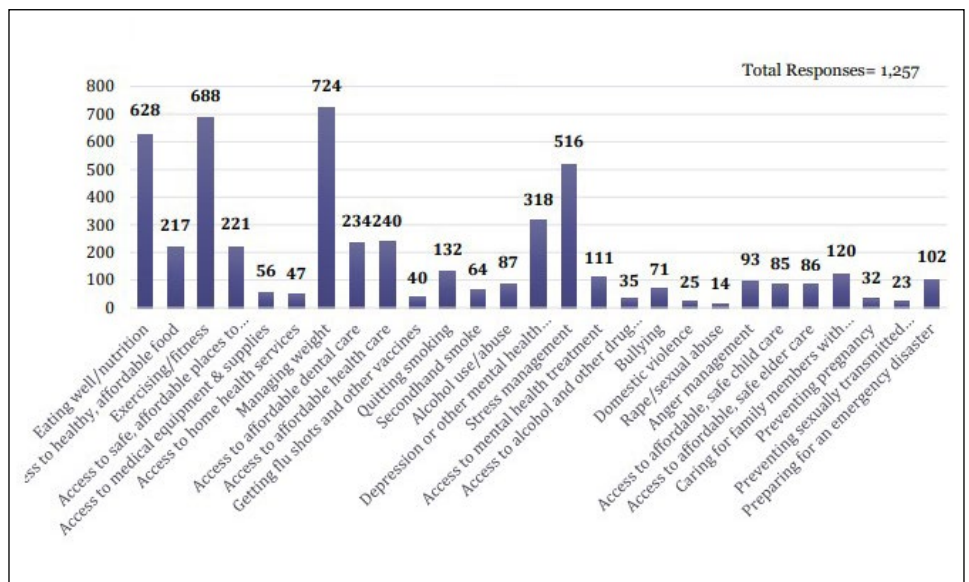
Individual Health

How would you rate your own personal health?



Source: Community Survey, March 2019

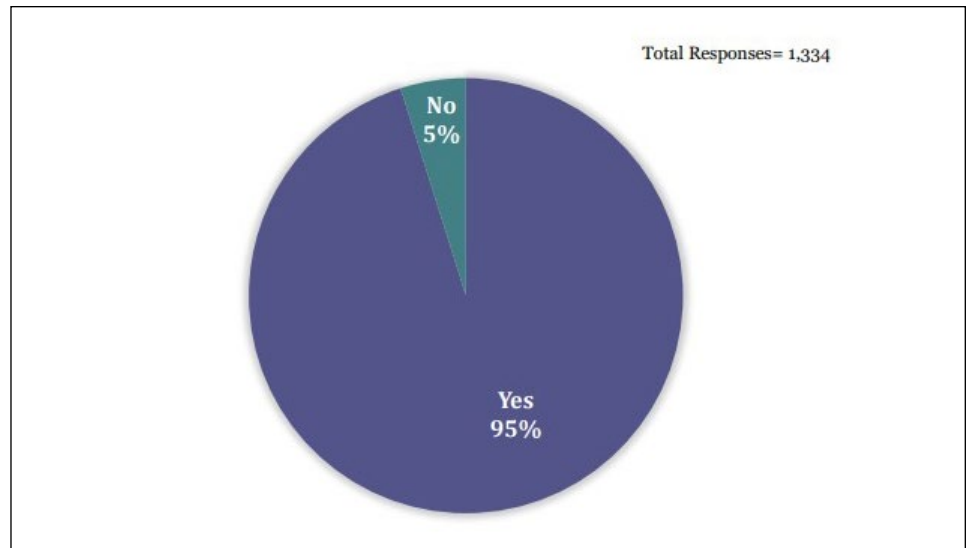
Which of the following are health problems or concerns for you or someone in your household?



Source: Community Survey, March 2019

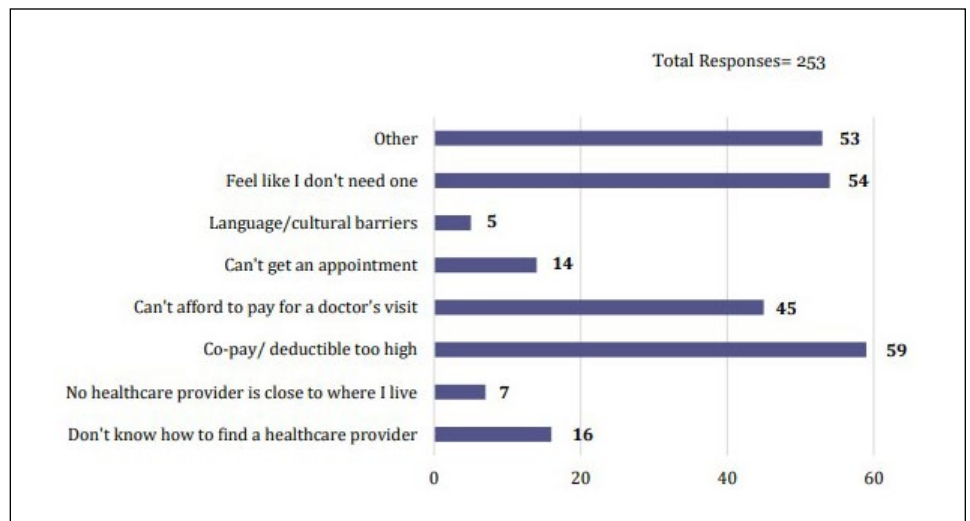
Methodology

Do you have health insurance?



Source: Community Survey, March 2019

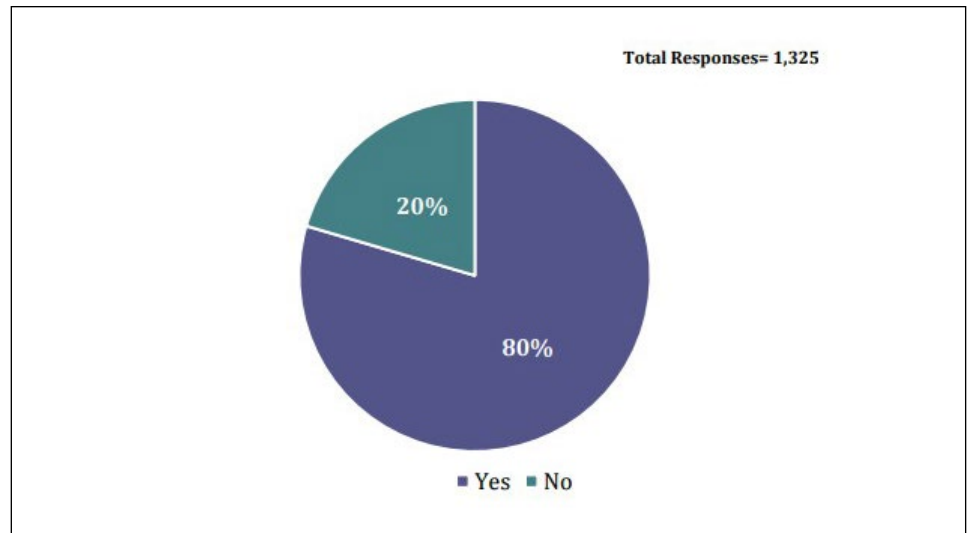
If you do not have a regular healthcare provider, tell us why:



Source: Community Survey, March 2019

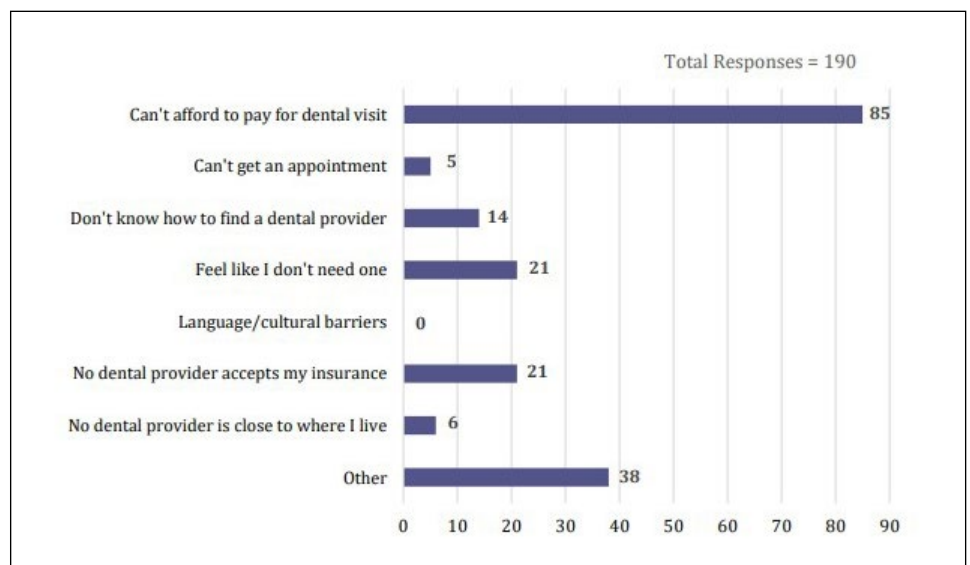
Methodology

Do you have dental insurance?



Source: Community Survey, March 2019

If you do not have a regular dental provider, tell us why:

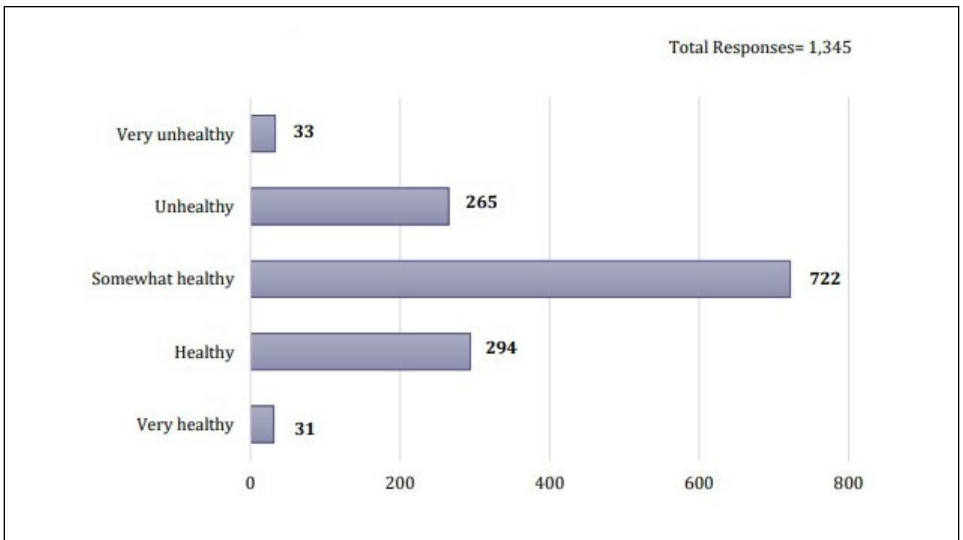


Source: Community Survey, March 2019

Methodology

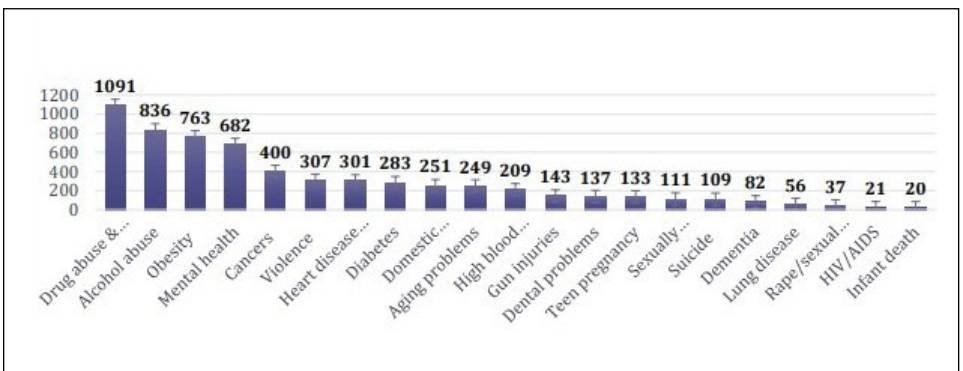
Community Health

How would you rate the overall health of Rock County?



Source: Community Survey, March 2019

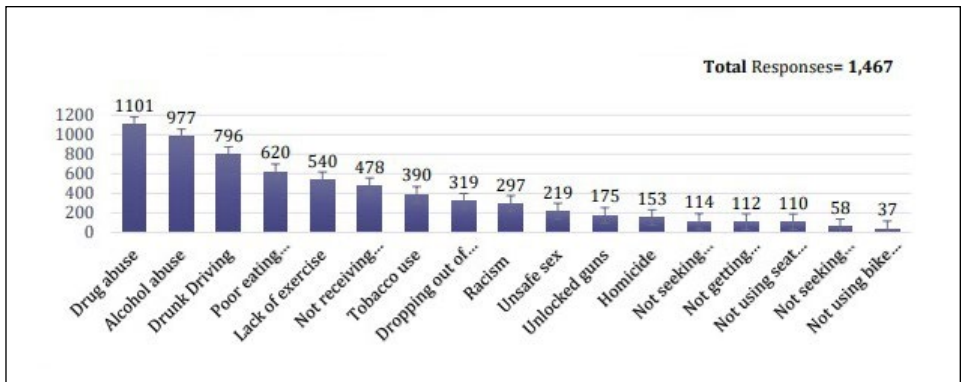
What are the top five health problems in your community?



Source: Community Survey, March 2019

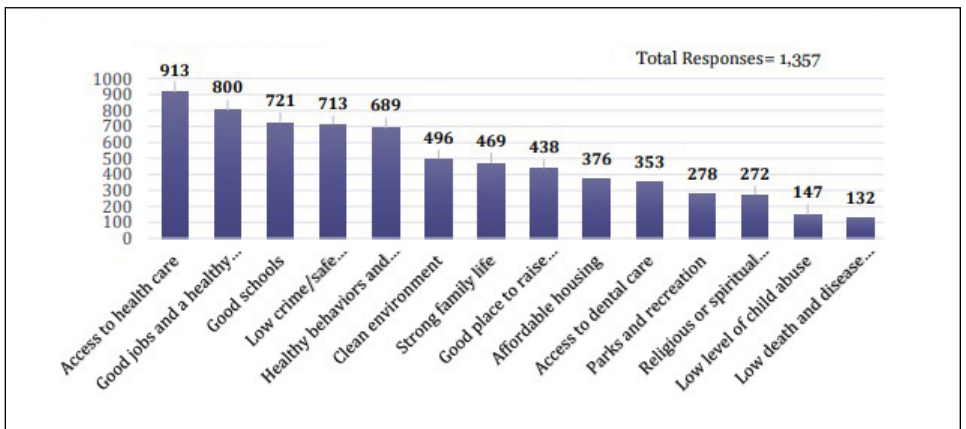
Methodology

What are the five most concerning risky behaviors in your community?



Source: Community Survey, March 2019

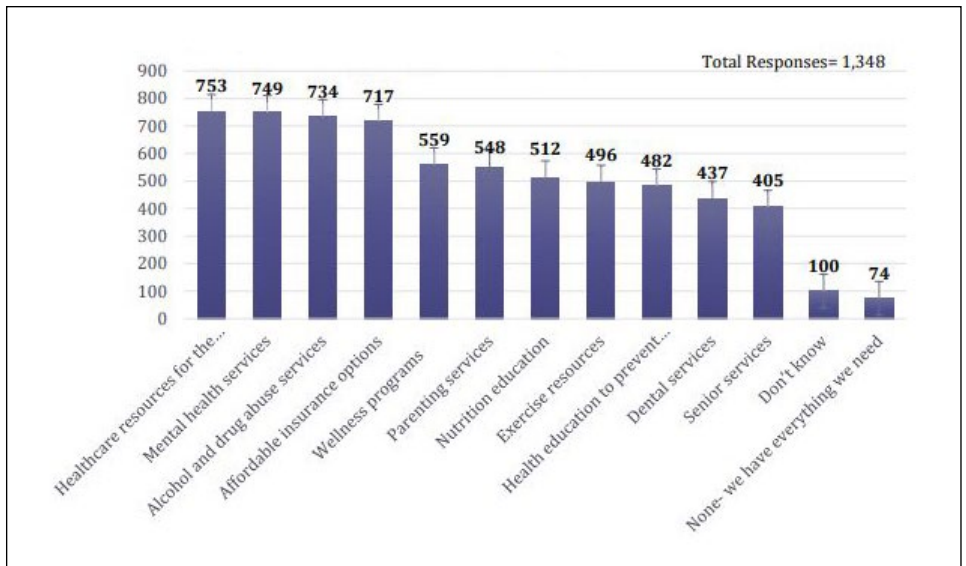
What do you think are the five factors that make a healthy community?



Source: Community Survey, March 2019

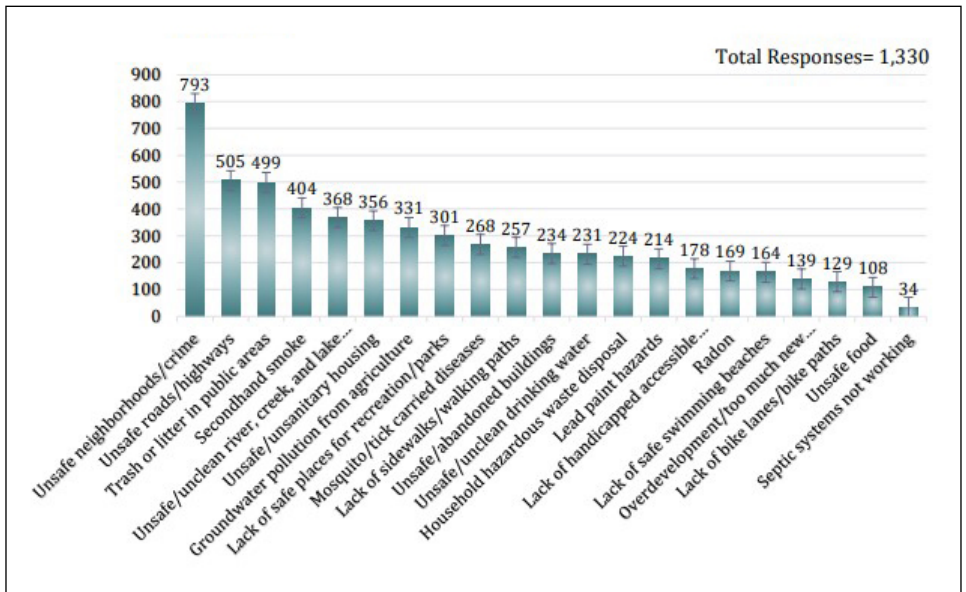
Methodology

What healthcare, health education, health services or programs would you like to see offered in your community?



Source: Community Survey, March 2019

What are the five environmental issues that concern you the most in your community?



Source: Community Survey, March 2019

Methodology

Secondary Research:

- Wisconsin County Health Rankings
- Wisconsin Department of Transportation
- Department of Education
- Wisconsin Department of Health Services
- U.S. Census Bureau
- Healthy Communities Institute (HCI) analytics platform



Who We Serve

Rock County Demographics Summary



Population

With 163,354 People, Rock County is the 9th most populated county in the state of Wisconsin out of 72 counties.



Race and Ethnicity

The largest Rock County racial/ethnic groups are White (83.1%) followed by Hispanic (8.5%) and Black (4.3%).



Median Income

In 2018, the median household income of Rock County residents was \$55,832. However, 13.6% of Rock County residents live in Poverty.



Median Age

The median age for Rock County residents is 39.5 years young.

Source: Wisconsin Demographics and U.S. Census Bureau 2018

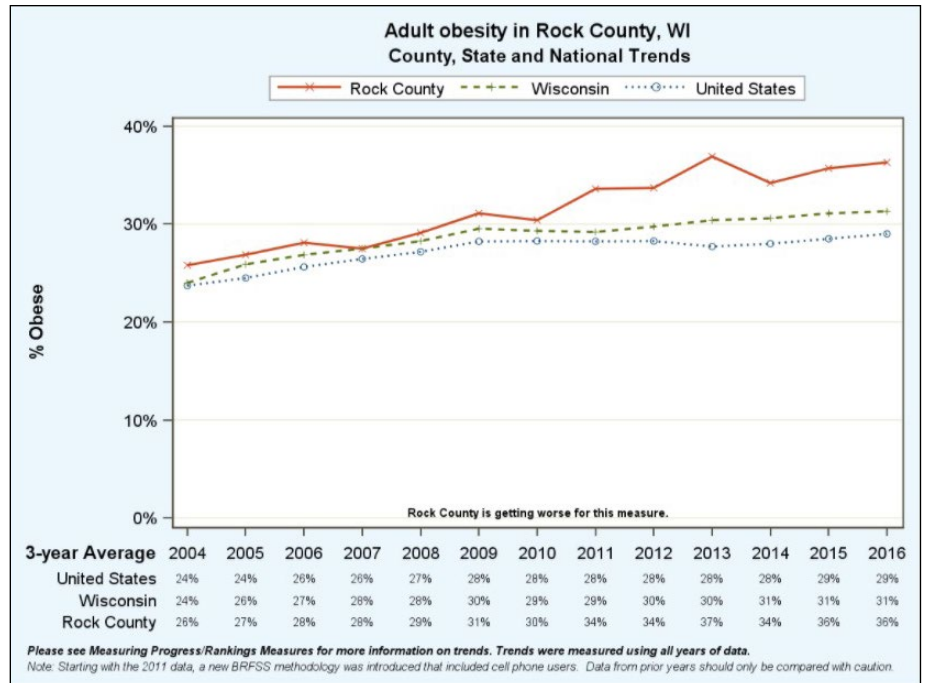
Behavioral Risk Factors

In 2019, Rock County ranked 59 out of 72 Wisconsin counties with respect to health outcomes (how healthy a community is).

Health Behaviors

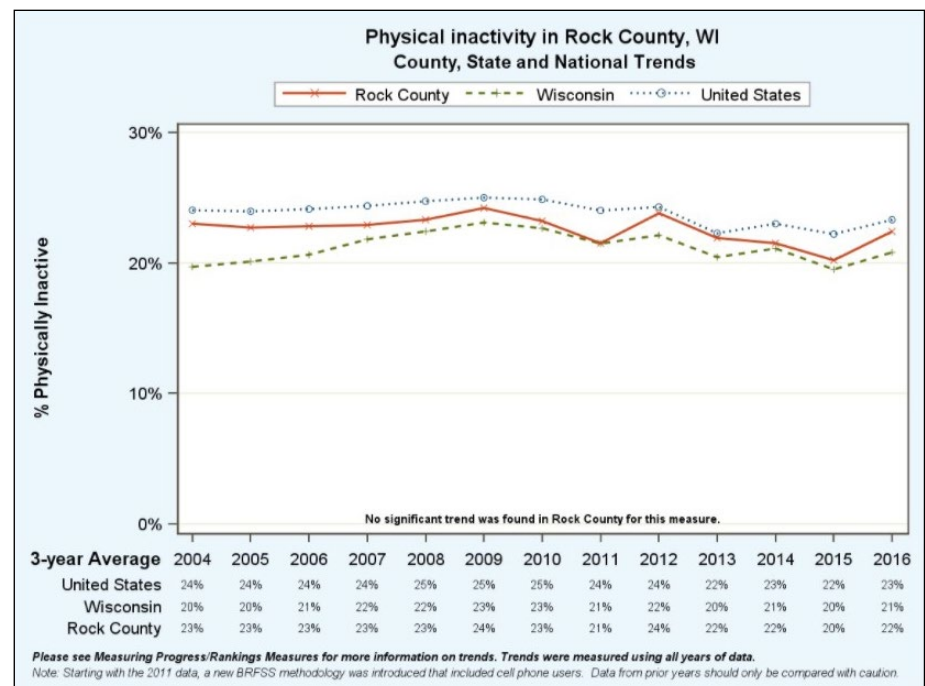
Adult Obesity

Percentage of the adult population (age 20 and older) that reports a body mass index (BMI) greater than or equal to 30 kg/m².



Physical Inactivity

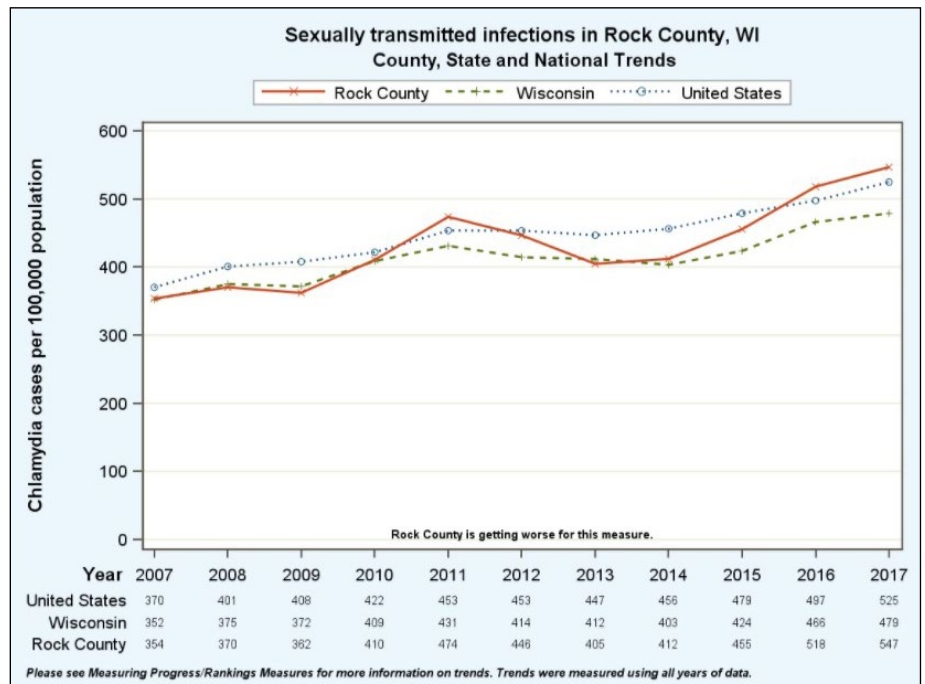
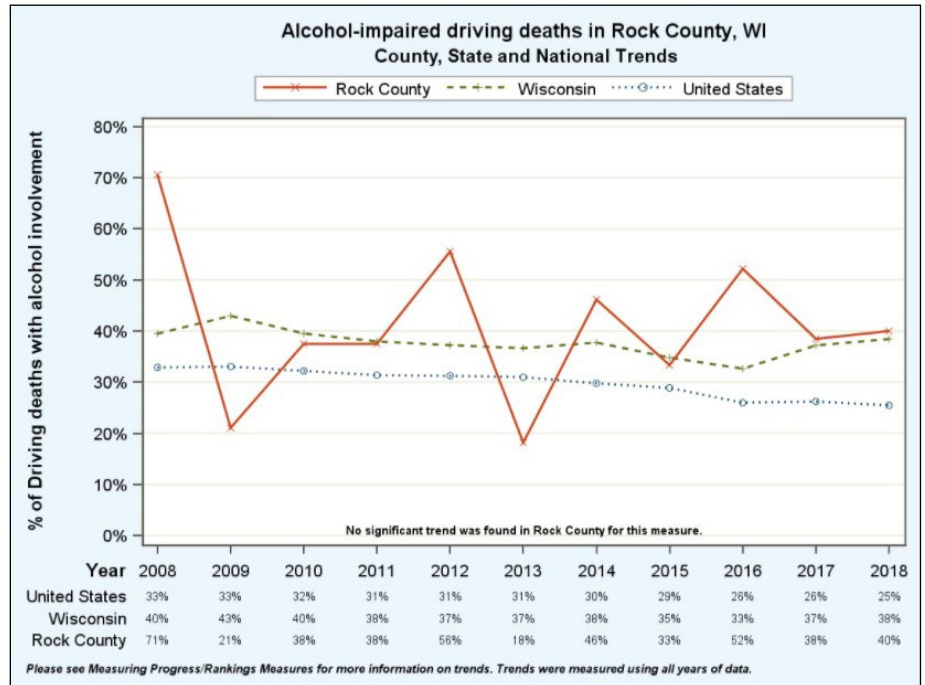
Percentage of adults age 20 and over reporting no leisure-time physical activity.



The 2019 County Health Rankings used data from 2016 for this measure.

Behavioral Risk Factors

Health Behaviors



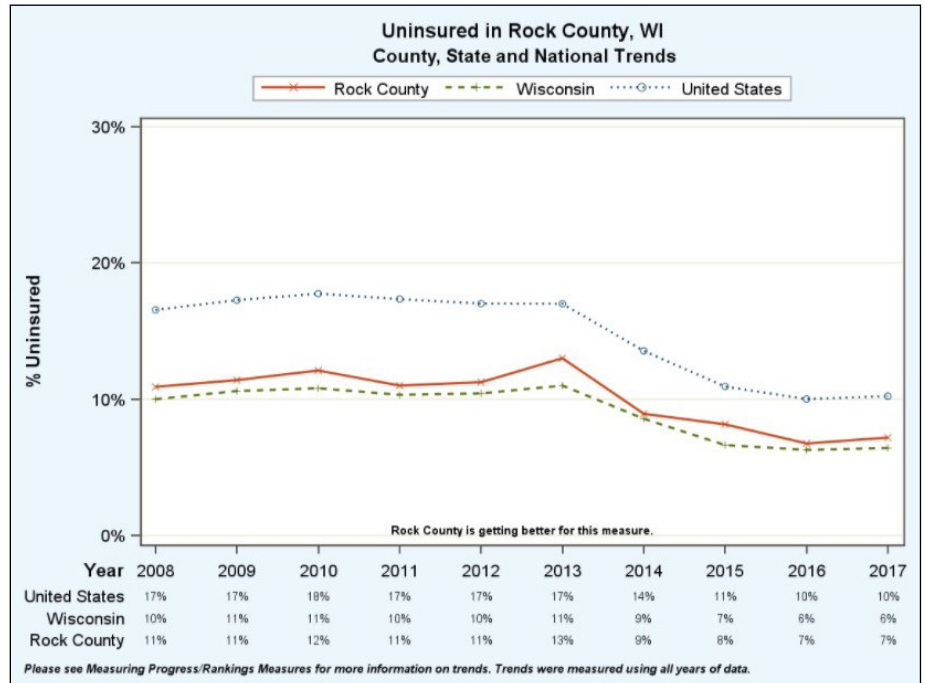
The 2019 County Health Rankings used data from 2014-2018 for this measure.

Behavioral Risk Factors

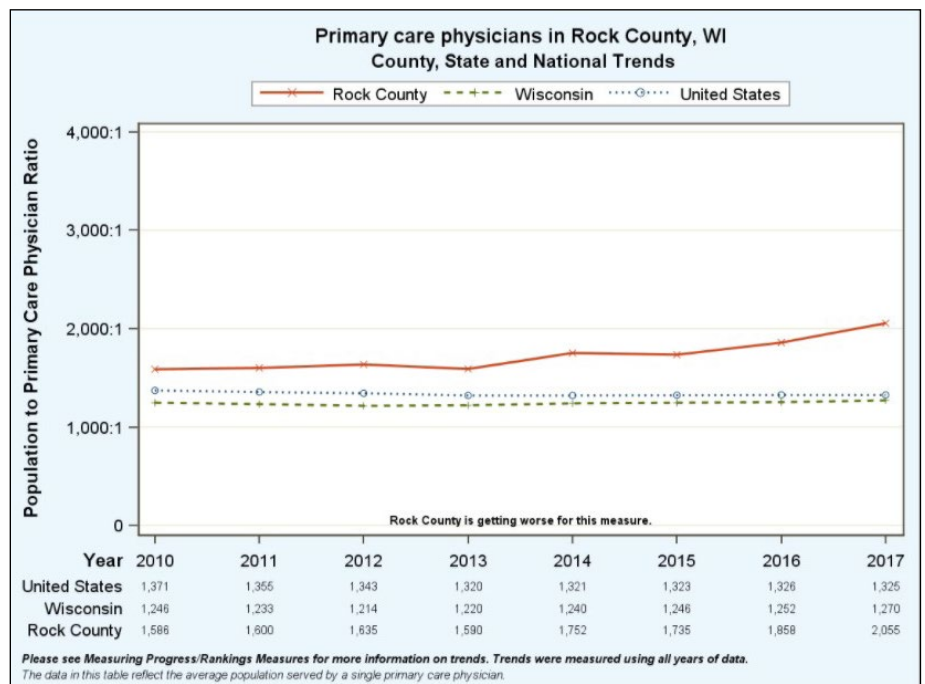
Clinical Care

Uninsured

Percentage of population under age 65 without health insurance.

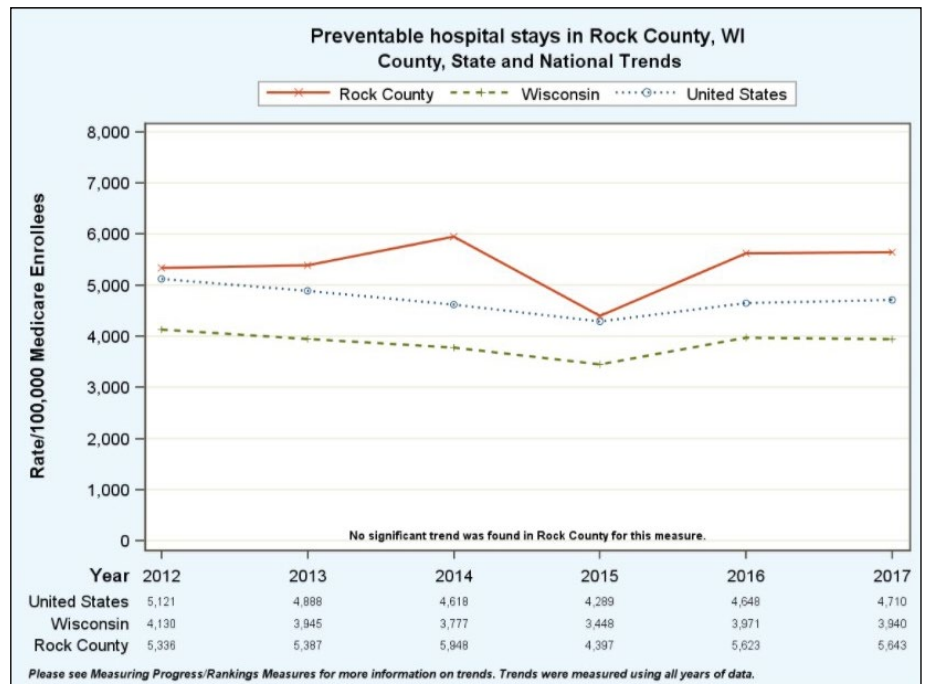
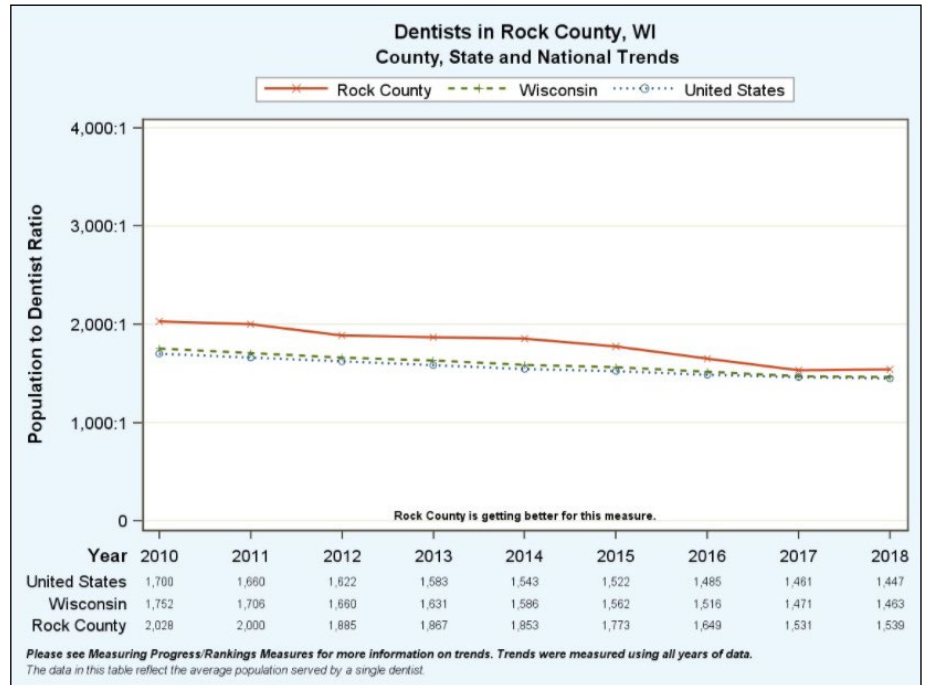


The 2019 County Health Rankings used data from 2017 for this measure.



Behavioral Risk Factors

Clinical Care



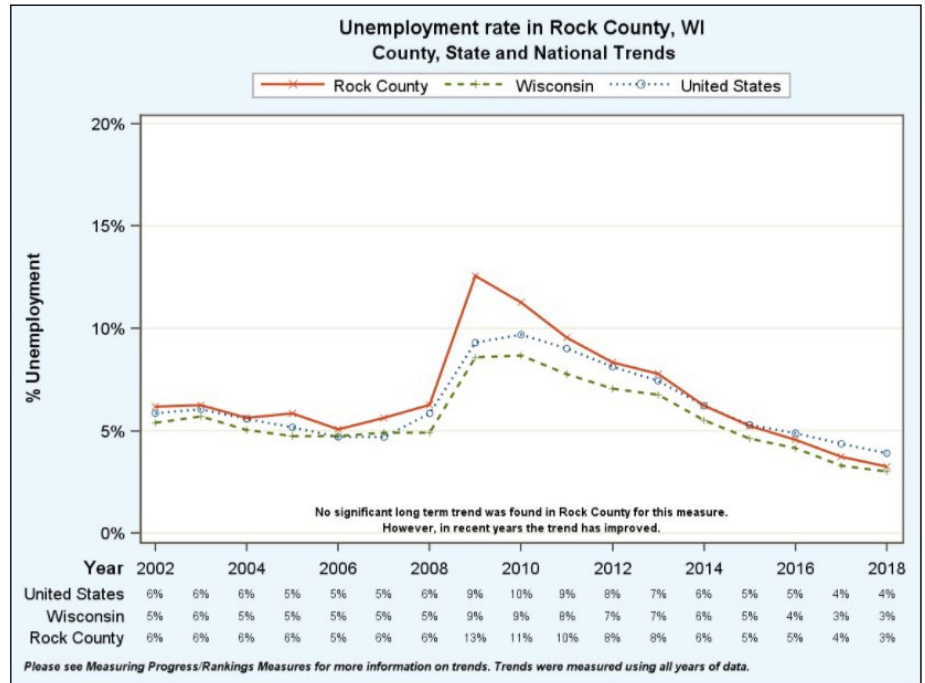
The 2019 County Health Rankings used data from 2014-2018 for this measure.

Behavioral Risk Factors

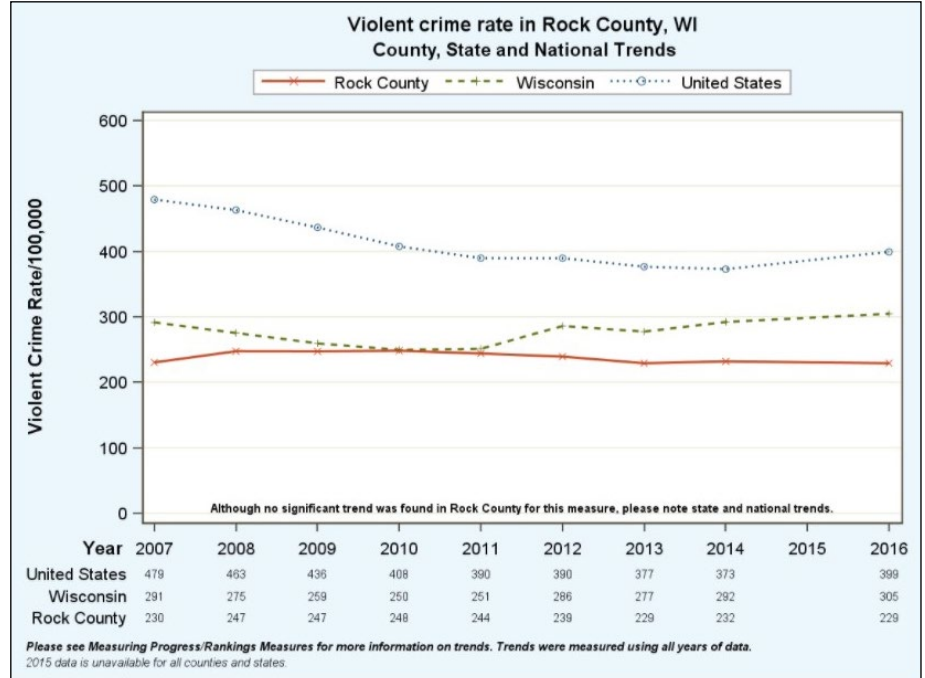
Social and Economic Factors

Unemployment

Percentage of population ages 16 and older unemployed but seeking work.

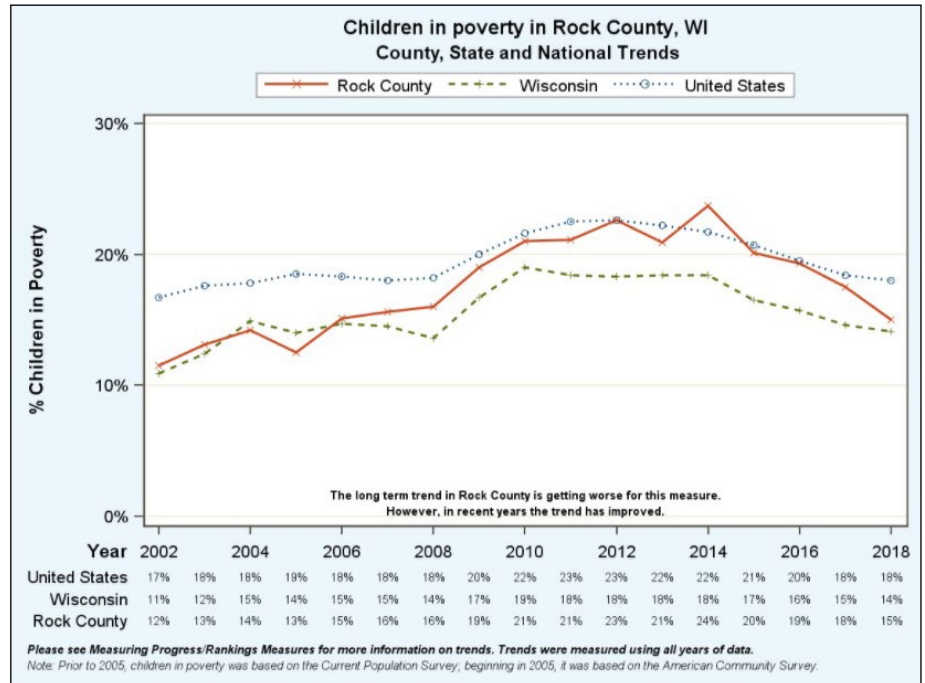


The 2019 County Health Rankings used data from 2018 for this measure.



Behavioral Risk Factors

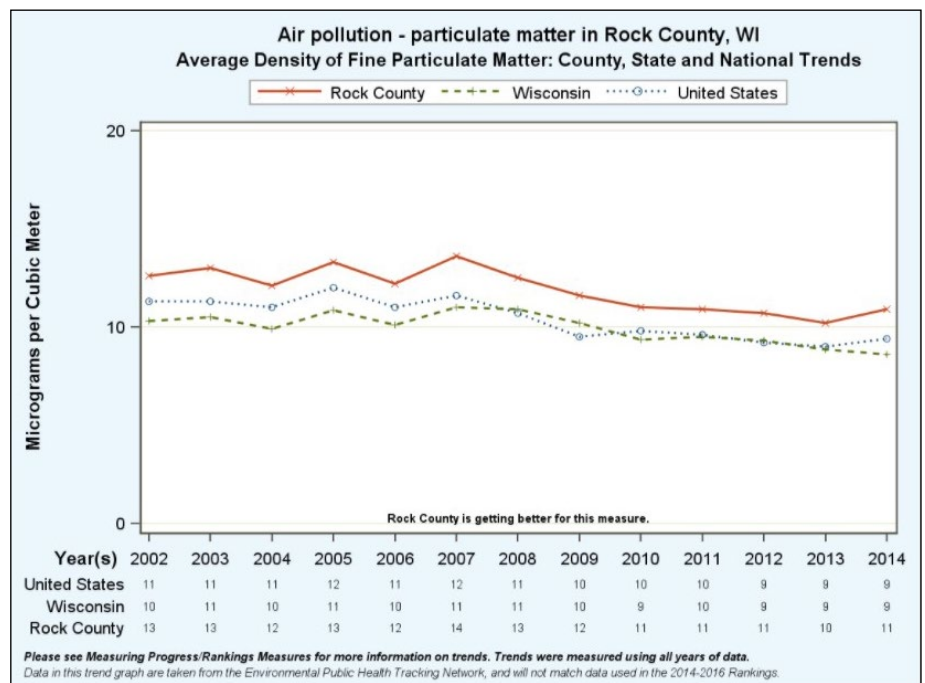
Social and Economic Factors



The 2019 County Health Rankings used data from 2018 for this measure.

Physical Environment

Air pollution - particulate matter
Average daily density of fine particulate matter in micrograms per cubic meter (PM_{2.5}).



The 2019 County Health Rankings used data from 2014 for this measure.

Next Steps

Based on the results of the research performed in this CHNA, Edgerton Hospital will begin working on a Strategic Implementation Plan to address the identified needs, as defined below.

1. Health Behaviors

- a. Alcohol Abuse**
- b. Drug Abuse**

2. Morbidity

- a. Diet and Exercise Related Issues**

The Steering Committee will continue to monitor these health priorities and communicate the report's findings to health care providers in Rock County. Committee members, and their respective organizations, will continue to collaborate to set goals and formulate action plans to ensure that the priority conditions are understood by providers, administrators, school-board personnel, and most importantly, Rock County residents.